

Sur-Prep® 3167 Instruction Manual

Safety Steps and Procedures To Follow Prior To Applying Sur-Prep® 3167

- 1.) Always refer to the safety data sheet (SDS) prior to applying **Sur-Prep® 3167** if you have any questions regarding regulatory information about this product.
- 2.) Always wear protective eyewear and gloves to prevent **Sur-Prep® 3167** from contacting the skin and eyes.
- 3.) Make sure there is proper ventilation in the area where **Sur-Prep® 3167** will be applied.
- 4.) Make sure there are no sparks, open flames, hot surfaces, or other heat and fire ignition sources in the area where **Sur-Prep® 3167** will be applied.



← **Sur-Prep® 3167** 1 Gallon (3.8 Liter) Can





← **Sur-Prep® 3167** 16 fl oz (473 mL) Aerosol Can

Areas Where Sur-Prep® 3167 Should Be Applied:

1.) Apply on critical surfaces and small surface areas that need to be cleaned or prepared for painting and bonding by wipe or spray. **Sur-Prep® 3167** can be used to remove the following compounds and aviation soils:

- *Corrosion Inhibiting Compounds (CIC's)
- *MoS₂ Grease
- *Hydraulic Fluid
- *Wax
- *Carbon Deposits
- *Aged, Multi-Layered CIC's
- *Greases
- *Other Soils

Surface that was cleaned with **Sur-Prep® 3167**



2.) Spray the surface that needs to be cleaned or apply **Sur-Prep® 3167** to a rag and wipe the area to be cleaned.

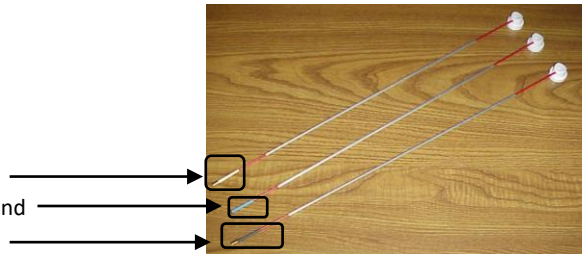
Spray Applying Sur-Prep® 3167:

- 1.) Use the following equipment to apply **Sur-Prep® 3167** .
 - * Any type of sprayer or spray system that is compatible with solvents
 - * Aerosol
 - * **Formit®** Extension Wands-For use with all **Zip-Chem®** aerosols to reach difficult to access areas, such as stinger edges.

* **Formit®** 360° Spray (White Tube) Wand

* **Formit®** Fan Spray Spray (Blue Tube) Wand

* **Formit®** 180° Spray (Black Tube) Wands



Formit® 360° Spray Demonstration Video



Formit® Fan Spray Demonstration Video



Formit® 180° Spray Demonstration Video



Sur-Prep® 3167 Instruction Manual

Wipe Application of Sur-Prep® 3167:

- 1.) Wet or saturate a rag with **Sur-Prep® 3167**.
- 2.) Wipe the area to be cleaned.
- 3.) Use either a dry wipe to accelerate the drying of the area or allow time for the **Sur-Prep® 3167** to evaporate.

Sur-Prep® 3167 Application Procedures For Removing PVDF Adhesive Foam Tapes:

Sur-Prep® 3167 can be used for removing the following PVDF adhesive foam tape.
*BMS8-371 Ty1A 743-3WF from E&H Laminating

The procedures for removing the BMS8-371 Ty1A 743-3WF from E&H Laminating PVDF adhesive foam tape with **Sur-Prep® 3167** are as follows.

Tape untouched on the right,

tape with upper layer removed in the center, and aged tape residue left behind from the previous removal process.



Towel or Rag Application

- 2.) Apply **Sur-Prep® 3167** to a towel or rag and place on the tape residue.
- 3.) Allow **Sur-Prep® 3167** to dwell on top of the tape residue for 10 minutes.
- 4.) After 10 minutes of dwelling, use the towel or rag that is saturated with **Sur-Prep® 3167** to wipe up the softened adhesive and easily remove it from the surface.
- 5.) Continue wiping until all of the adhesive residue is removed.
- 6.) If the area has become dry, spray additional **Sur-Prep® 3167** to simplify the removal process.
- 7.) The surface will evaporate dry but can be wiped with a dry rag to accelerate the drying.

Panel wiped clean and is free of tape residues




Spray Application With a Non-Metallic Scraper


- 1.) Spray **Sur-Prep® 3167** directly on to the foam adhesive and allow it to soak into the foam for 10 minutes.
- 2.) Take a non-metallic scraper and scrape the foam tape to remove the foam and most of the adhesive.
- 3.) Use **Sur-Prep® 3167** to scrape off and wipe up any remaining residue.
- 4.) The wipe up process for the residual adhesive left on the surface can be sped up using a rag soaked with **Sur-Prep® 3167**. The surface will evaporate dry but can be wiped with a dry rag to accelerate the drying



Dry panel completely free of residues and ready for application of more foam



New tape installed with excellent adhesion and no further cleaning or drying steps required



Sur-Prep® 3167 Instruction Manual

Wipe Application of Sur-Prep® 3167:

- 1.) Wet or saturate a rag with **Sur-Prep® 3167**.
- 2.) Wipe the area to be cleaned.
- 3.) Use either a dry wipe to accelerate the drying of the area or allow time for the **Sur-Prep® 3167** to evaporate.

Sur-Prep® 3167 Features and Benefits:

- 1.) **Sur-Prep® 3167** is a CIC remover, degreaser, and cleaner that has a broad solvency range and penetrates to remove soils, greases, and heavy aged, multi-layered CIC's.
- 2.) **Sur-Prep® 3167** is effective on all types of surfaces and the following aviation soils
 - * MoS2 grease
 - * Hydraulic Fluid
 - * Wax
 - * Carbon Deposits
- 3.) **Sur-Prep® 3167** dries completely and does not leave a residue.
- 4.) **Sur-Prep® 3167** can be used on all types of substrates and is ideal for mixed fleet carriers and MRO maintenance.

Sur-Prep® 3167 Product Packaging Part Numbers, and Other Materials To Purchase:

Sur-Prep® 3167

- *Case of 12 of 16 fl oz (473 mL) Aerosols-**103765**
- *Case of 4 each Gallon (4 each of 3.8 Liter) Cans-**103762**
- *5 Gallon (18.9 Liter) Pails-**103763**
- *55 Gallon (208 Liter) Drums-**103764**
- *Special Packaging Available Upon Request

Formit® Wands (12 Assemblies Per Package)

- *Formit®-18-Fan-006224
- *Formit®-18-180-006226
- *Formit®-18-360-006227
- *Formit®-18-STD-FOG-008352
- *Formit®-18-90-FOG-008353
- *Formit®-29-360-101321
- *Formit®-36-360-009131
- *Formit®-48-360 with metal sleeve-009132
- *Formit®-48-360 without metal sleeve-10042
- *Formit® Sample Pack (3 each of Formit®-18-Fan, Formit®-18-180, Formit®-18-360, Formit®-18-STD-FOG-100107)

Gloves	Other Aliphatic Naphtha Based Wipe Solvents
Sprayer or Spray System	Protective Eyewear
Wiping Objects (Rags, Towels, ect)	Non-Metallic Scraper

Formit® NSN's: 4730-01-612-9914, NSN: 4730-01-661-8773 (**Formit®-18-Fan**); 6850-01-492-2942 (**Formit®-18-360**); 4730-01-632-0156 (**Formit®-18-STD-FOG**); 1560-01-658-8943 (with metal sleeve), 4730-01-659-5461 (without metal sleeve) (**Formit®-48-360**) 4730-01-632-0157 (**Formit®-48-Fan**)

For application questions regarding **Sur-Prep® 3167**, contact **Zip-Chem® Aviation Products** at (1) 408 782 2335 or zipchem@addevmaterials.com

